



MINISTRY OF EDUCATION
PRIMARY ENGAGEMENT PROGRAMME
GRADE ONE WORKSHEET
SUBJECT: MATHEMATICS
LESSON: 2 WEEK 11
TOPIC: LENGTH

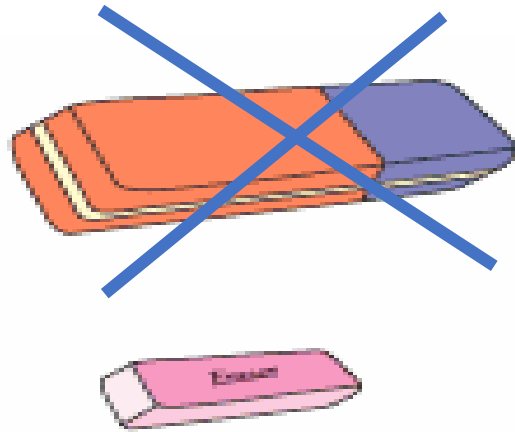
Name _____ Date _____

FACT/TIPS: Length is measured in meters

Length is how long or tall an object is.

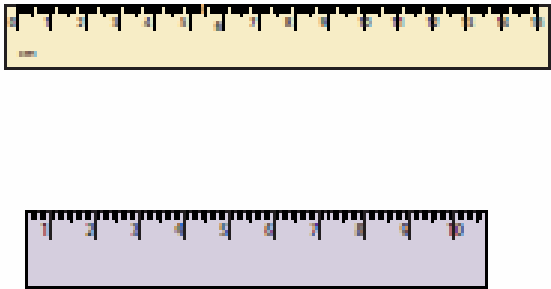
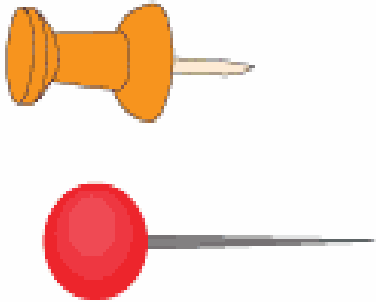
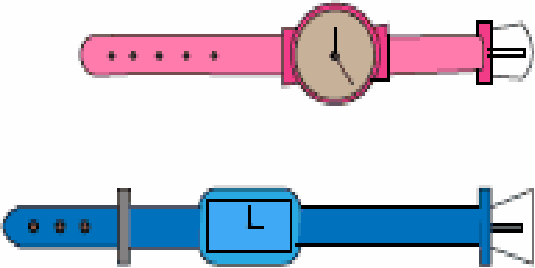

PRACTICE EXAMPLE:

Put an X on the one that is longer.



ON YOUR OWN:

Mark X on the one that is longer.

 <p>The image shows two rulers. The top ruler is yellow and is longer than the bottom ruler, which is purple.</p>	 <p>The image shows two pushpins. The top one has an orange head and a shorter metal pin. The bottom one has a red head and a longer metal pin.</p>
 <p>The image shows two watches. The top one has a pink strap and a round face. The bottom one has a blue strap and a square face.</p>	 <p>The image shows two pencil pouches. The top one is pink with two red flowers and the words 'Pencil Pouch' written on it. The bottom one is green with a red insect and the words 'Pencil Pouch' written on it.</p>

HOMEWORK:

Mark X on the one that is longer.

